



# CPB

## CAROLINAS PREMIUM BASECOAT

Technical Data Sheet

### PRODUCT#

CPB

### DESCRIPTION

CAROLINAS PREMIUM BASECOAT

### REDUCER

PRO-2060

60-70 URETHANE REDUCER

PRO-2070


70-85 URETHANE REDUCER

PRO-2085

85-95 URETHANE REDUCER

PRO-2095

OVER 95 URETHANE REDUCER



### DESCRIPTION

Carolin's premium Basecoat (CPB) offers exceptional hiding, with the ease of application and use. (CPB) will provide the performance you expect from a premium refinishing system for both import and domestic vehicles.

### COMPATIBLE SUBSTRATES

- 2K PRIMER
- OEM FINISHES\*
- PPG® V-SEAL®
- PPG® DPLF® EPOXIES
- DuPont® VALUESHADE®


\* Tech Tip: Proper sanding and cleaning is required to insure the best possible results are obtained.



### SURFACE PREPARATION

1. Finish sand repair areas with 400-600 grit or equivalent.
2. Clean repair areas with Pro-Clean Pre Paint Cleaner.
3. Use a tack cloth to remove any surface contaminants that may have settled on the repaired areas prior to paint application.
4. Apply CPB Basecoat.

\* Tech Tip: Extend basecoat dry time to 30 minutes when applying several base color coats, tri coat colors, multiple graphic overlays, or in cooler shop conditions before applying clearcoats.



### MIXING RATIO:      CPB      TO      PRO SERIES REDUCERS

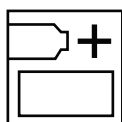
1 Part                      1 Part



### POT LIFE:      TIME                      TEMP

INDEFINITE                      77° F

\* Tech Tip: Pot life will shorten as temperatures increase. Carolin's products are not recommended for use in temperatures below 65° F.



### ADDITIVES

#### ACCELERATOR

Accelerator is not recommended for use in this product.



#### FISH EYE ELIMINATOR

Fish Eye Eliminator is not recommended for use in this product.




## **APPLICATION**

Apply 2-3 medium wet coats or until hiding is achieved at 35-45 psi or (8-10 psi when using HVLP at the aircap), allowing a 10-15 minute flash time between coats. Allow the final coat of CPB to dry 15-30 minutes at 77° F. before applying clearcoat. Do not allow to dry longer than 24 hours without clearcoating or CPB must be lightly scuffed and a additional coat of CPB basecoat must be applied to restore color uniformity.

**Note:** Basecoat colors are designed to dry to a low gloss. This makes color match and its approval difficult to see until the clearcoat is applied.

A good technique to ensure color match and/or blendability is to spray the basecoat and clearcoat on a small test panel before doing the actual repair. Color match cannot be fully determined without clearcoating the test panel.



<b>GUN TYPE</b>	<b><u>HVLP</u></b>	<b><u>CONVENTIONAL</u></b>
<b>SIZE</b>	1.3 - 1.5 MM	1.3 - 1.5 MM
<b>PSI</b>	8 - 10 AT AIRCAP	35 - 45 AT GUN

\* **Tech Tip:** When blending CPB color extend each coat out past the previous coat graduating the color out from the repair area until an undetectable blend has been achieved.

## **TAPE TIME**

Tape time on CPB is 20-40 minutes at 77° F.



## **REPAIRING & RECOATING**

CPB may be recoated after 15-30 minutes or up to 24 hours at 77° F with itself, it may be scuffed after 30 minutes at 77° F if necessary. After 24 hours depending on temperature/humidity, CPB must be lightly scuffed and a additional coat of CPB basecoat must be applied to restore color uniformity.

## **CLEARCOAT**

All Carolinas clearcoats may be used over MPB Series Basecoats.



## **EQUIPMENT CLEAN-UP**

Clean equipment immediately after use with a quality gun wash solvent or a high quality lacquer thinner.

## **TECHNICAL DATA**

	<b><u>Standard Reduction</u></b>
Color:	Various
Mixing Ratio:	1:1
Viscosity #2 Zahn (RTS):	15 - 18 seconds
Film Build:	0.4 mils
Pot Life:	None, mix thoroughly
Coverage (Depending on Color):	144-225 sq. ft.
Dust Free:	10 minutes
Tack Free:	15-20 minutes
Tape Time:	20-40 minutes
V.O.C. (RTS)	6.0 - 6.6 lbs/gal
Disposal/Safety:	see MSDS for this product

NOTE: Carolina products are not recommended for use in temperatures below 60° F. Use below these temperatures will effect dry times and performance.

FOR INDUSTRY USE ONLY

Read MSDS Before Use

The contents of the package must be blended with other components before the product can be used. Any mixture of components will have hazards of all components. Before opening the packages, read all warning labels. Follow all precautions.

The material is designed for application only by professionally trained personnel using proper equipment under controlled conditions, and is not intended for sale to the general public.

SEE MSDS AND PRODUCT LABELS FOR ADDITIONAL SAFETY INFORMATION.